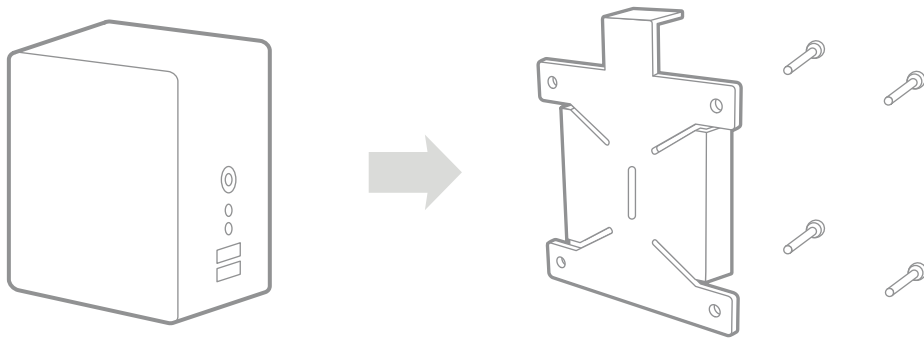


MD BRPCV03/04 BRACKET - QUICK GUIDE

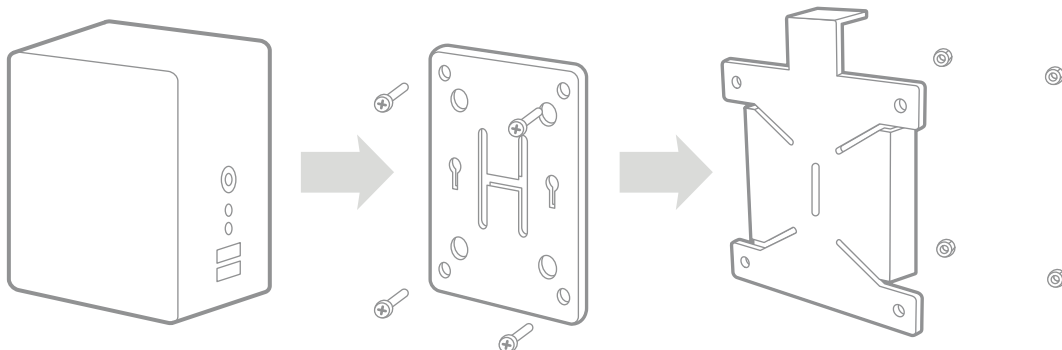


The MD BRPCV03/04 bracket allows for easy installation of a small form factor device to the back of a compatible height adjustable iiyama monitor. Your device can be mounted either directly to the bracket (**option 1**) or requires the use of an additional plate/bracket which is mounted to the MD BRPCV03/04 bracket (**option 2**).



Option 1: For VESA* compatible devices.

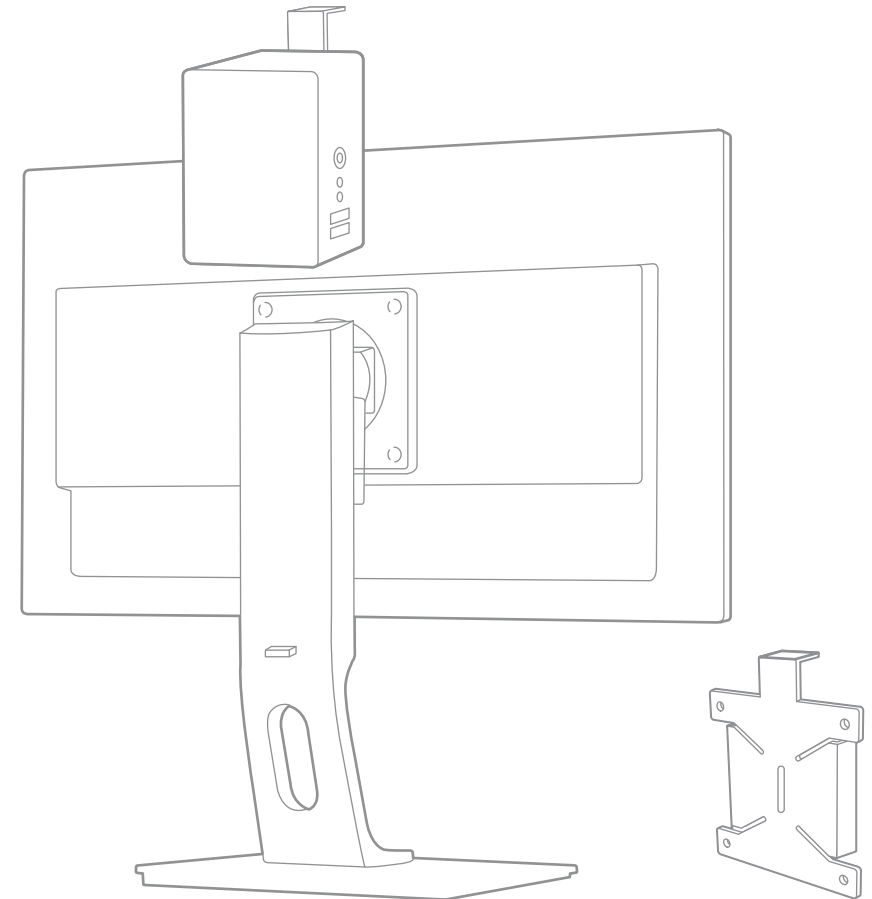
Put the device and the bracket together, aligning the positions of the holes. Screw the two together using the screws supplied.



Option 2: For devices supplied with VESA* compliant bracket.

Mount your VESA compliant bracket to the MD BRPCV03/04 bracket and then attach your device to the set.

* VESA 100x100



Final STEP

Slide the MD BRPCV03/04 bracket with the mounted device on top of the stand of a compatible iiyama height adjustable monitor.